


# Happy Readers



## Happy Readers Level 1 Learn-to-Read Digital Scheme




## DIGITAL VERSION of HAPPY READERS

See presentation  
HR MATERIALS ONLY HARD COPY  
for an overview of the content  
of Happy Readers


[www.happy-readers.com](http://www.happy-readers.com)

# Happy Readers Steps to follow



**DO EACH MODULE IN THE CORRECT SEQUENCE:**

**HR11, then HR12, then HR13 .... HR19**




Follow these simple steps to learn to read in English using Happy Readers:

Start with Book HR11

1. Open the **Videobook**.
2. Then do the **EPUB book**.
3. Do the Quiz (marked by the computer)
4. Finally, listen to the **Audiobook** to develop listening skills.

Move to the next book in the Happy Readers series


# Happy Readers Steps to follow



Follow these simple steps to learn to read in English using Happy Readers:

- A. Start with Book HR11
- B. Open the **Videobook**.
  - Watch and Listen as the book is read out slowly with each word shown in red.
- C. Then do the **EPUB book**.
  1. **Read with the Pictures**
    - a. Click each new word to hear how it sounds.
    - b. Then read the story on the page.
    - c. If you get stuck, go back to the videobook to see how to read the page.
    - d. Read pages 1 to 12 until you can do it on your own
  2. **Read without Pictures**
    - page 13 (no help, learner must do this on their own).
  3. **Learn the New Words**
    - page 14.
    - Learner can click to hear each word.
  4. **Lastly do the Comprehension Quiz**
    - see if you can answer the 5 questions.
- D. Teacher can set a Quiz in ODILO teacher area
- E. Finally, learner listens to the **Audiobook** to develop listening skills.
- F. Move to the next book in the Happy Readers series

# VIDEOBOOK



1




VIDEO

Watch and Listen

Video highlights each word in red as it is spoken aloud.

1. Read the story with pictures!

## Harry Hippo



Happy Readers Level 1 Book 13 Harry Hippo

Happy Readers Level 1 Book 13 Harry Hippo page 2

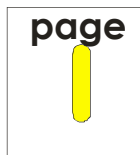
Harry Hippo

See Harry Hippo.

Look at Harry.


See the big hippo.

Come and see the hippo.




Click in the yellow square above to hear Videobook clip

# EPUB – Step 1



1. Read the story with pictures!



Happy Readers Level 1 Book 13 Harry Hippo

## Harry Hippo

See Harry Hippo.

Look at Harry.

See the big hippo.

Come and see the hippo.

1. Click each new word to hear how it sounds.
2. Then read the story on the page.
3. Learner should know all the other words from earlier books



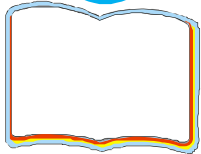
Click in the square below  
to hear each word

Harry

hippo



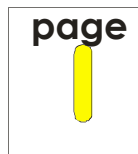
2




EPUB

LEARN


Pages  
1 to 12



# EPUB – Step 2



## 2. Read the story without the pictures!



Happy Readers Level 1 Book 13 Harry Hippo

Look at Harry Hippo.

See Harry in the big boat.

Oh, see the little rabbits.

Come little rabbits.

Come with me.

Come in my big boat.

See Harry and the rabbits.

Come to my party.

The elephant and the rabbits.

The zebra and the monkeys.

Larry Lion can ride.

The squirrels can go with Larry.

Larry Lion can go up.

No, no, no.

See the big cake.




Now you can read.  
Read this page yourself.



All text and artwork Copyright (c) 2009 Happy Books. Photocopying prohibited

2.Learner  
must read this  
page on their  
own without  
help

# EPUB – Step 3



3. Read and learn the new words in the story.

Happy Readers Book 13 Harry Hippo

## New Word List

Click inside the box to hear each word.  
(for interactive EPUB or web app only)

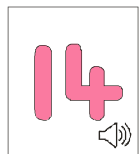


Happy Readers Level 1 Book 13 Harry Hippo

boat	party
cake	rabbits
Harry	squirrels
hippo	to
little	with
monkeys	zebra
my	

Click in the squares  
with a grey speaker  
to hear each word.

Full EPUB has all words




Total new words in this book 13

3. Can you say  
all these  
words?  
Learn all these  
words until  
you can read  
them all easily.


Click on each  
word if you  
need help in  
how to say the  
word.

# EPUB – Step 4



## 4. Answer story questions!

### Happy Readers Book 13 Harry Hippo



Happy Readers Level 1 Book 13 Harry Hippo

1. Who has a big boat?
  - a) Harry Hippo
  - b) The dogs
- 2 Who has a little boat?
  - a) The birds
  - b) The rabbits
3. What does Harry Hippo do?
  - a) He helps the little boat
  - b) He has a cup of tea
4. What does Harry say to his friends?
  - a) Go away
  - b) Come to my party
5. Who falls on Harry's cake?
  - a) Larry Lion
  - b) The zebra

## Comprehension Questions Quiz

For each question, choose the correct answer a) or b)

Can you Read without the Pictures?  
Can you read all the New Words?  
Can you answer all the questions?



Then you are ready to read the next book.

If not, try reading the book again carefully and try the questions again.

In ODILO, teacher sets their own Quiz

On other platforms, the Quiz is auto-marked




4. Try to answer these questions.

Teacher can set this as a Quiz in ODILO.

Auto-marked Quiz also available.



# AUDIOBOOK



Click here  
to hear  
Audiobook clip

3

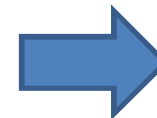


AUDIO

Listen


Learner listens to the Audiobook:

- Develop listening skills.
- Listen to the Story.
- Listen to words.
- Listening comprehension



**NEXT BOOK**

# Happy Readers



## Happy Readers Level 1 Learn-to-Read Scheme on ODILO

**Now Let's get STARTED !!!**

- 1. Sign on to your ODILO Library.**
- 2. Search for Happy Readers.**
- 3. Order your licences.**
- 4. Start the first book .**


[www.odilo.us](http://www.odilo.us)  
[www.happy-readers.com](http://www.happy-readers.com)



Note: your organization needs to set up an Account and a Learning Ecosystem on the ODILO Digital Library learning platform.

The Happy Readers Digital content will be available on more platforms soon.

# Happy Readers



## Happy Readers Literacy Program Overview

Conor O'Beirne  
Happy Readers



End of P2

➔ Up Next: P3